

# Piston pump with synchronized

# SPM 715 Synchro

Trailer or stationary pump  
Electric or Diesel engine



Note: This is a merely informative, non-binding document. Maximum theoretical values listed. Specifications are subject to change without prior notice. Photos and drawings are for illustrative purposes only. For available options, please consult the factory.

## Data sheet

Concrete pump		
Versión	Electric engine (TE, SE)	Diesel engine (TD, SD)
Pump	Double piston, hydraulically driven	
Power	30 kW, 400 V 50 Hz or 440 V 60 Hz	Diesel Deutz D032011, 34,5 kW (3 cylinders)
Theor. Concrete Flow	4 - 18,2 m <sup>3</sup> /h	4 - 17,4 m <sup>3</sup> /h
Concrete pressure	68 bar	
Cylinder diameter / piston stroke	150 mm / 700 mm	
Strokes per minute	27 / min	
Maximum particle size	16 mm	
Hopper	TS 323 – Agitator in hopper and grill with electric vibrator. Steel or polymer fibre pumping.	
Hopper capacity	250 l / 280 l	
Concrete pipe	100 mm with reduction to 65 mm (4,5"/3")	

## Data sheet

General data		
Version	Trailer pump TE / TD	Stationary pump SE / SD
Chassis	With brakes	Skid frame
Weight (empty)	2.000 kg / 2.050 kg with Diesel motor	1.900 kg / 1.950 kg with Diesel motor
Length	4.200 mm / 4.600 mm	3.520 mm
Width	1.520 mm	1.400 mm
Height	1.600 mm / 1.750 mm	1.400 mm / 1.550 mm
Hoppe Filling height	1.400 mm	1.150 mm

Putzmeister synchronized additive pump
Peristaltic pump, hydraulically operated
Synchronization with automatic dosing device, proportional to concrete flow
Control system closed loop regulation and controlled by PLC
Adjustment range 40 - 400 l/h
Max. Working pressure 10 bar

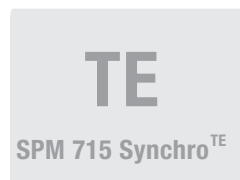
## Optional equipment

Equipment for manual concrete spraying
Centralized lubrication system
Radio remote control
High pressure cleaner
Crane eye

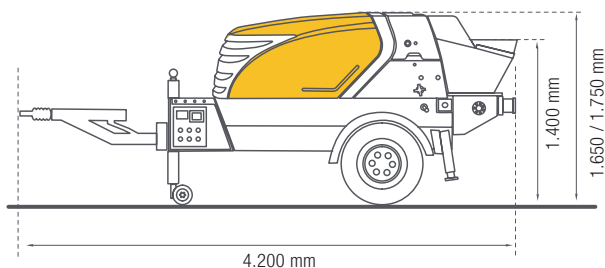

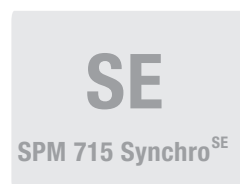

## SPM 715 Synchro versions:



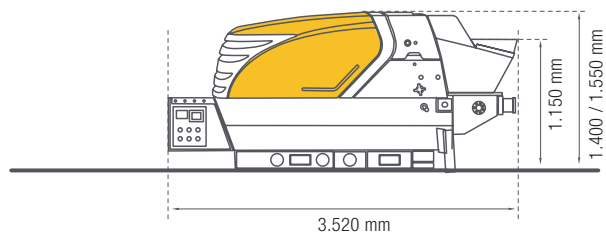
Electric motor



Diesel motor



SPM 715 Synchro TE / TD



SPM 715 Synchro SE / SD