

Truck-mounted concrete pumps M 62-6 / M 63-5

Maximum flexibility with an enormous vertical reach

Putzmeister



Robust technology: pumps, hydraulic system and hopper


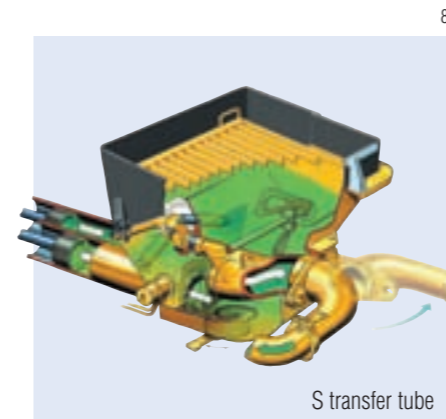
- Proven reliability – the S-transfer tube
- Free flow hydraulic system in a closed circuit (almost the only manufacturer)
- Fewer switchovers thanks to large cylinder volumes

- Extremely wear-resistant
- Very smooth running
- Low-maintenance modular pump unit
- High cylinder fill level
- Longer service life thanks to internally chromed delivery cylinders, as standard
- Low hopper fill level of approx. 130 cm (unsupported)
- Operator-friendly hopper
- Powerful pumps available for any application

More reliability, greater efficiency, higher flexibility, lower costs

Supplied as standard:

- EPS (Ergonic® Pump System)
- EBC (Ergonic® Boom Control)
- EOC (Ergonic® Output Control)
- EGD Ergonic® Graphic Display
- EGD-RC (radio with display and enhanced setting options)
- Additional cable remote control



Technical data pumps

M 62-6 / M 63-5	BSF	Output* (m³/h)	Pressure* (bar)	Stroke (mm)	Cylinder ø (mm)	Strokes/min
	...16 H	160/108*	85/130*	2100	230	31/21*
	...16 H LS	160	85	2100	250	26
	...20 H	200	85	2100	280	26

All data theoretical maximum values · Standard boom pipework: pressure up to max. 85 bar

* rod side/piston side · Max. delivery rates and max. delivery pressures cannot be operated at the same time.

The Putzmeister Group

Concrete Technology PCT · Mortar Technology PMT
Pipe Technology PPT · Water Technology PWT
Industrial Technology PIT · Belt Technology PBT
Underground Technology PUC

Right to make technical amendments reserved
© by Putzmeister Concrete Pumps GmbH 2009
All rights reserved · Printed in Germany
Printed in Germany (10911Sc)

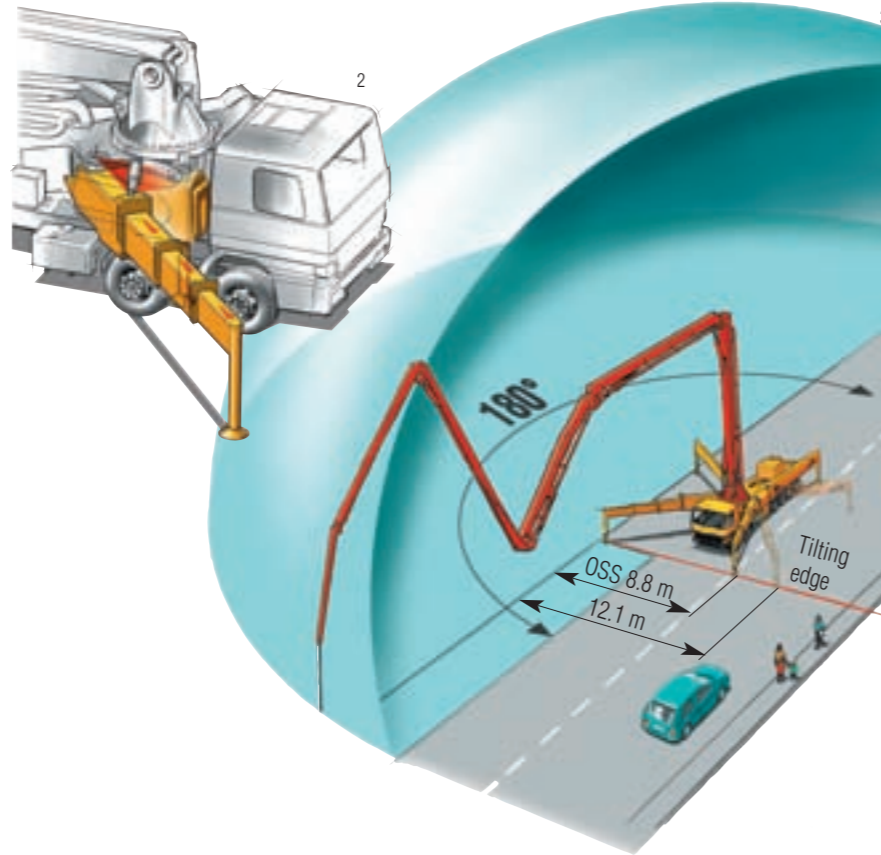
Putzmeister Concrete Pumps GmbH
Max-Eyth-Str. 10 · 72631 Aichtal / Germany
P.O.Box 2152 · 72629 Aichtal / Germany
Tel. +49 (7127) 599-0 · Fax +49 (7127) 599-520
E-Mail: pmw@pmw.de · www.putzmeister.com

Putzmeister

Optimum use of the long reach thanks to the flexible booms with 5 or 6 arms

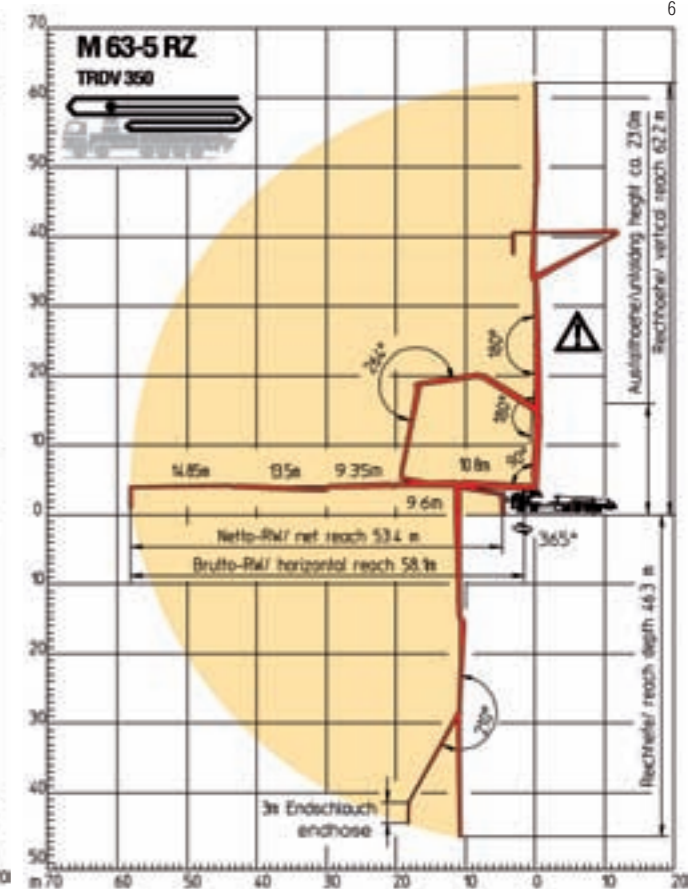
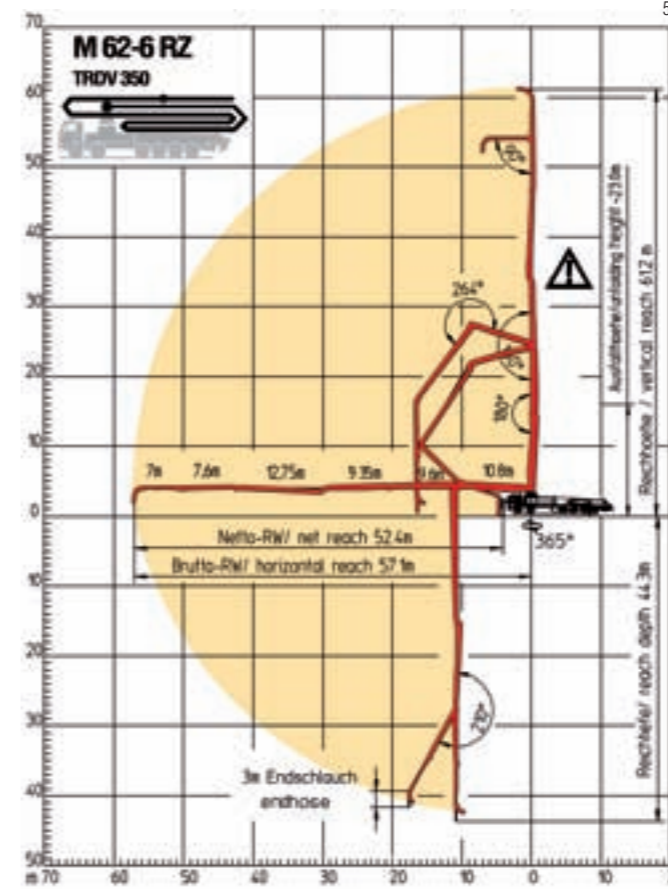
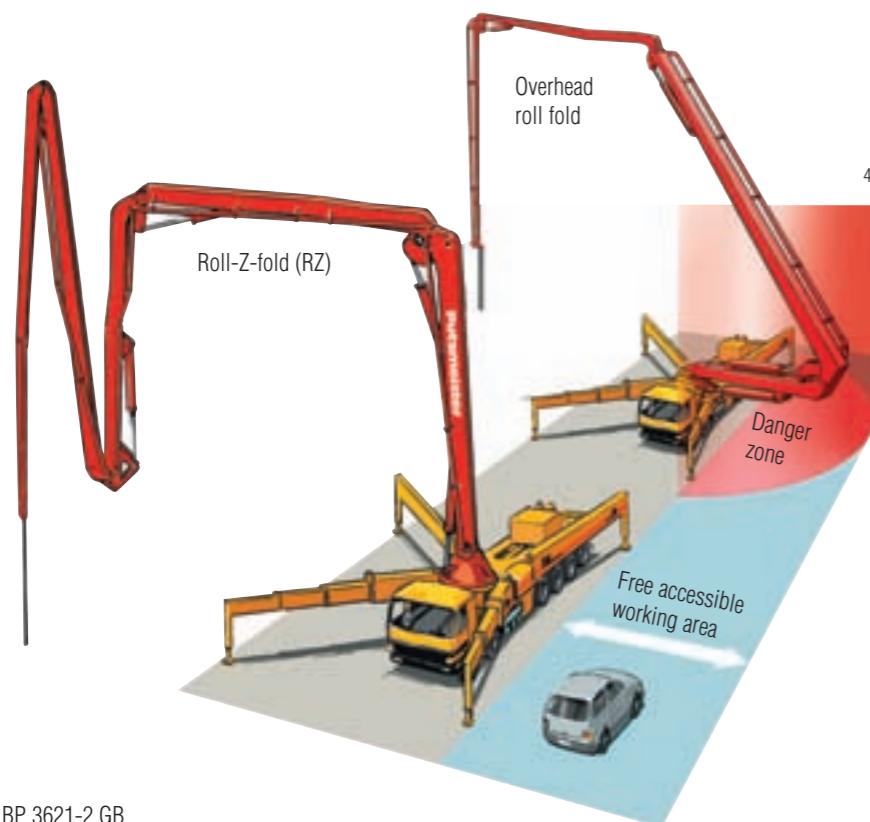
The longest possible boom and optimum flexibility allow maximum convenience

- Thanks to the variable position TRDV support and OSS (assistance device for one-side support), the large boom pumps M 62-6 and M 63-5 can get very close to the site of concrete placement. This allows optimum use of the boom reach – an advantage where space is limited in particular.
- Saves space thanks to 3-fold telescopic support at the front with a small swivel angle for OSS
- Ultimate manoeuvrability of the boom with 5 or 6 flexible arms in roll-Z-fold system
- Optimum use of the long reach for floors in a wide range of heights
- The roll-Z-fold boom system with 5 or 6 arms allows greater reach to floors of different heights
- Thanks to the roll-Z-fold, the M 62-6 and M 63-5 can be unfolded entirely over the set-up area – ideal for working in a tight space



Top class equipment as standard

- OSS (assistance device for one-side support)
- Ergonic® Boom Control (EBC)
- Ergonic® Pump System (EPS) with Ergonic® Output Control (EOC)
- Ergonic® Graphic Display (EGD)
- Radio remote control with display (EGD-RC) for optimum communication between the machine operator and the machine itself
- Centralised lubrication system for hopper and arm assembly
- 100 bar high-pressure water pump
- Hard metal wear parts kit
- Proline delivery line
- Working light on boom tip for lighting of the hopper
- Pipe stowage compartment on support leg
- Electric vibrator



Boom	M 62-6	M 63-5
Folding type	6-section Roll-Z-fold (RZ)	5-section Roll-Z-fold (RZ)
Vertical reach	61.1 m	62.1 m
Horizontal reach	57.1 m gross	58.1 m gross
Reach depth	44.3 m	46.3 m
Unfolding height	23 m	23 m
Length endhose	3 m	3 m
Delivery line	Section 1+2 DN 125/5.5	DN 125/5.5
	Section 3+4+5 (+6) DN 117/5.5	DN 117/5.5
Slewing range	365°	365°
Support width	normal OSS	front / rear approx. 12.1 m / 12.3 m approx. 8.8 m / 8.3 m

